

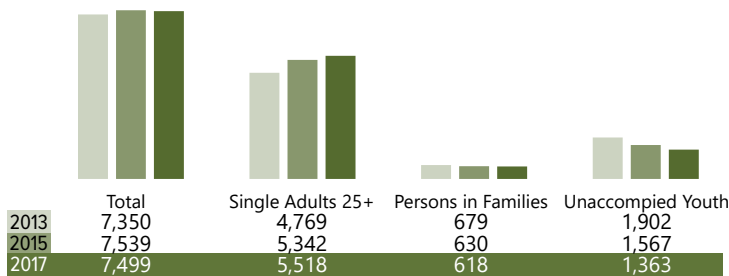
SAN FRANCISCO

2017 HOMELESS POINT-IN-TIME COUNT AND SURVEY

Every two years, during the last 10 days of January, communities across the country conduct comprehensive counts of the local homeless populations in order to measure the prevalence of homelessness in each local Continuum of Care.

The 2017 City and County of San Francisco Point-in-Time Count was a community-wide effort conducted on January 26, 2017. The entire county was canvassed by teams of volunteers. In the weeks following the street count, a survey was administered to 1,104 unsheltered and sheltered homeless individuals, in order to profile their experience and characteristics.


2017 Homeless Count Population



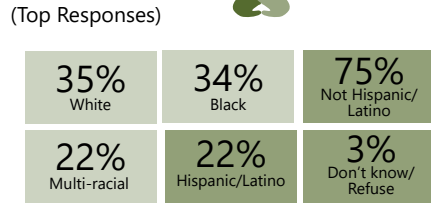
2017 Sheltered/Unsheltered Population




Age



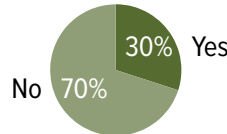
Race/Ethnicity



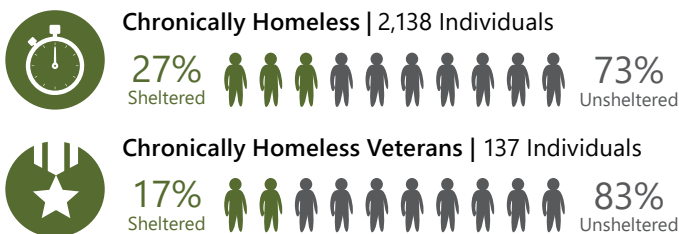
Gender



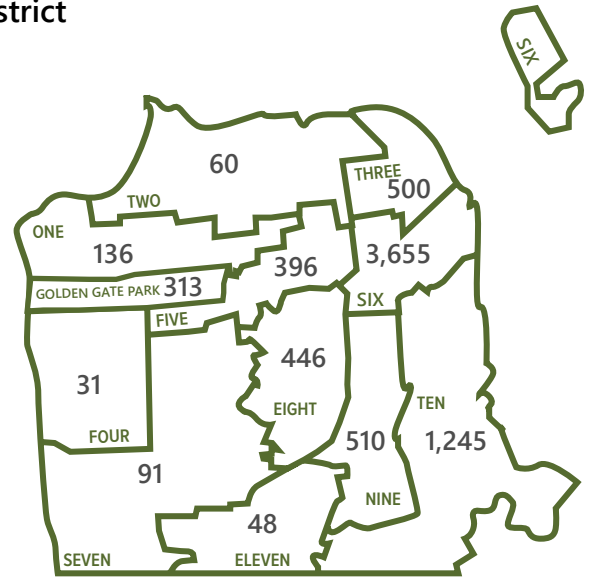
LGBTQ Status



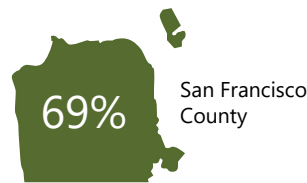
Subpopulations



2017 Total Sheltered/Unsheltered Population by District



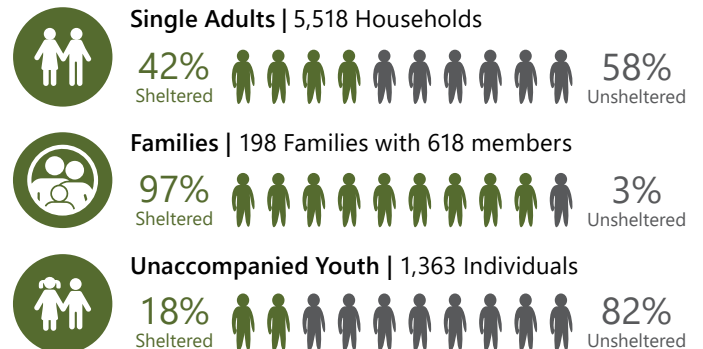
Residence Prior to Homelessness



Length of Time in San Francisco County



Household Breakdown





Duration of Current Episode of Homelessness

8% 34% 59%
30 days or less 1-11 months One year or more

First Homelessness Episode

39% Yes
61% No



Primary Cause of Homelessness

(Top 6 Responses)



22%
Lost job

15%
Drug or alcohol abuse

13%
Argument/family or friend asked to leave

12%
Eviction

10%
Divorce or separation

7%
Illness or medical problem

Foster Care

19%

of survey respondents have been in the foster system.

Unemployment

87% of respondents were currently unemployed.



Justice System Involvement

20% of respondents spent one or more nights in jail/prison/juvenile hall in the past year.



Contributing Casues to Youth Homelessness

(Top 5 Responses)



29%
Emotional abuse

26%
Financial issues

25%
Fight or conflict with parent/guardian

24%
Mental health issues

23%
Physical abuse

38% of youth report having a supportive adult in the Bay Area

Youth Foster Care

26%

of youth survey respondents have been in the foster system.

Youth Employment

68% of youth survey respondents were currently employed or enrolled in school.



Self Reported Health

Current health conditions affecting housing stability or employment of the

(Note: Multiple response question, numbers will not total to 100%)



41%
Drug or alcohol abuse



39%
Psychiatric or emotional conditions



31%
Chronic health problems

PTSD

29%
Post-Traumatic Stress Disorder



23%
Physical disability



12%
Traumatic brain injury



11%
AIDS/HIV related

Disabling Conditions

Respondents reported the number of conditions that limited their ability to maintain work or housing. Many reported multiple conditions.

53% of survey respondents reported having one disabling condition.

Services and Assistance

73% of survey respondents reported receiving benefits



Services Currently Accessing

(Top 6 Responses)

35%
Food Stamps/SNAP/WIC/CalFresh

25%
GA/CAAP/CAPI

20%
SSI/SSDI

19%
MediCal/Medicare

8%
Social security

5%
CalWorks/TANF

*Subpopulation Definitions

Chronically Homeless

An individual with one or more disabling conditions or a family with a head of household with a disabling condition who:

- » Has been continuously homeless for 1 year or more and/or;
- » Has experienced 4 or more episodes of homelessness within the past 3 years.

Veterans

Persons who have served on active duty in the Armed Forces of the United States. This does not include inactive military reserves or the National Guard unless the person was called up to active duty.

Families

A household with at least one adult member (persons 18 or older) and at least one child member (persons under 18).

Unaccompanied Children & Youth

Children under the age of 18 and young adults between the ages of 18 and 24 years old who are homeless and living without a parent or legal guardian.

For more information about the San Francisco Department of Homelessness and Supportive Housing and efforts to address homelessness in San Francisco, please visit HSH.SFGov.org

Source: Applied Survey Research. (2017). San Francisco County Homeless Count & Survey. Watsonville, CA.